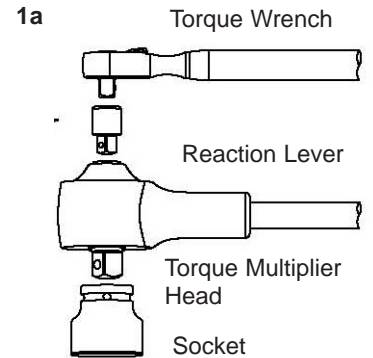


MTM 15 Operating Manual

Tightening or loosening using a torque wrench

1a. Insert the reaction lever into the multiplier head. The pin on the multiplier head should fit securely in the hole on the reaction lever. **1b.** Or, insert the right angle reaction bar and reaction base into the multiplier head. The pin on the multiplier head should fit securely in the hole on the reaction bar.



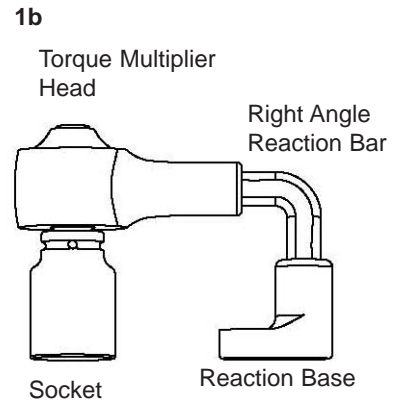
2. Starting from nut, insert: socket, multiplier and torque wrench.

3. The reaction lever must be positioned against an object so it cannot move. The multiplier can work both clockwise and counterclockwise. Pay attention that the reaction lever is fixed in the correct way.

4. Using the torque wrench, apply continuous force until the application is tightened or loosened satisfactorily.

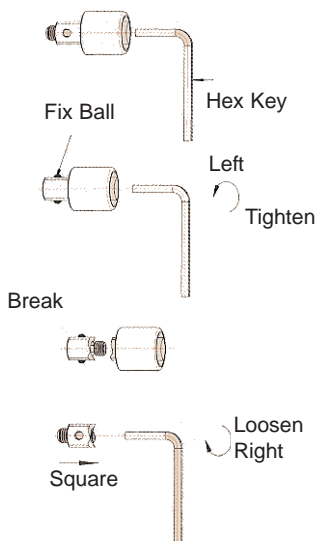
Note: The torque output of the multiplier is based on a torque multiplication ratio of the torque applied from the torque wrench. The torque multiplication for MTM-15 is 6.5:1

5. After you have finished tightening, the torque wrench must be released slowly to ease the multiplier accumulated energy.



Break-Away Adapter for MTM-15

1. The MTM-15 case set includes a break-away safety adapter.



The break-away safety adapter is inserted into the square opening of the torque multiplier.

Use the hex key by turning it left to tighten the fixed balls and firmly connect the break-away safety adapter to the torque multiplier.

In case of an overload, the break-away safety adapter will break and let the user know an overload has occurred.

Use the hex key and turn it right to remove the parts of the break-away safety adapter that still remain in the torque multiplier.

MTM 15 Operating Manual

Mountz Calibration & Repair Services

Mountz Inc. features an experienced calibration and repair staff. Our trained technicians can calibrate and repair most any tool. Mountz provides rapid service with quality that you can trust as we offer three state-of-the-art calibration lab and repair facilities that can calibrate up to 20,000 lbf.ft.

Since 1965, Mountz's in-depth knowledge of torque is reflected in our tool's craftsmanship and our ability to provide solutions to both common and uncommon torque applications. We perform calibrations in accordance with ANSI/NCSL-Z540. Mountz is dedicated solely to the manufacturing, marketing and servicing of high quality torque tools.

Tool Service & Repair Capability

- Torque Wrench Calibration: Click Wrench, Dial Torque Wrench, Beam Wrench, Cam-Over & Break-Over Wrench
- Torque Screwdrivers: Dial, Micrometer, Preset & Adjustable
- Torque Analyzers/Sensors: All brands
- Electric Screwdrivers: All brands
- Air Tools: All brands
Impact Wrenches, Drills, Pulse Tools, Grinders, Percussive Tools, Controlled Nutrunners
- Torque Multipliers: All brands

Mountz Torque Testers and Calibration Equipment

Torque tools go out of calibration with use. Calibrating a torque tool is a fine-tuning process of bringing the tool back within its tolerance. Torque testers can also be used for quick tools tests on the line or in the lab to determine whether torque tools are holding a given setting.

A regular torque tool calibration and re-calibration guarantees the operator repeatable accuracy and adherence to international standards. Torque testing also ensures torque equipment is operating to peak performance and can highlight potential tooling problems before they arise perhaps due to tool wear or broken components.

Controlling torque is essential for companies to ensure their product's quality, safety and reliability isn't compromised. The failure of a three-cent fastener that isn't properly tightened can lead to catastrophic or latent failures. Fasteners that are insufficiently torqued can vibrate loose and excessive torque can strip threaded fasteners. Using a quality torque tool has become increasingly important for many companies to ensure that proper torque is being applied and maintains gauge requirements associated with the ISO 9001 Quality Standard. Look for the Mountz hexagon logo - it's a stamp for quality tools, service and knowledge in the field of torque control.