

### EDxtreme Standard Upper Shackle

Unit Capacity lb (kg)	A in (mm)	B in (mm)	C in (mm)	D in (mm)	F in (mm)	G in (mm)	H in (mm)	Weight lb (kg)
2,500 (1000)	0.76 (19)	1.06 (26)	1.69 (42)	1.35 (34)	2.76 (70)	3.77 (96)	3.55 (90)	2.2 (1.0)
5,000 (2000)	0.76 (19)	1.06 (26)	1.69 (42)	1.35 (34)	2.76 (70)	3.77 (96)	3.55 (90)	2.2 (1.0)
10,000 (5000)	0.87 (22)	1.42 (36)	2.28 (57)	1.97 (50)	3.78 (96)	4.65 (118)	4.36 (110)	4.0 (1.8)
25,000 (10000)	1.25 (32)	2.01 (51)	3.27 (83)	3.43 (87)	5.20 (132)	6.46 (164)	7.01 (178)	11 (5.0)
50,000 (20000)	1.75 (45)	2.91 (74)	4.96 (126)	5.66 (143)	8.00 (203)	9.76 (248)	9.80 (249)	32 (14.5)

### EDjunior Standard Upper Shackle

Unit Capacity lb (kg)	A in (mm)	B in (mm)	C in (mm)	D in (mm)	F in (mm)	G in (mm)	H in (mm)	Weight lb (kg)
2,500 (1000)	0.43 (11)	0.75 (19)	1.16 (29)	1.18 (30)	1.94 (49)	2.39 (61)	2.64 (67)	0.5 (0.2)
5,000 (2000)	0.63 (16)	1.06 (27)	1.69 (42)	1.46 (37)	2.87 (73)	3.50 (89)	3.86 (98)	1.7 (0.8)
10,000 (5000)	0.87 (22)	1.42 (36)	2.28 (57)	2.13 (54)	3.78 (96)	4.65 (118)	5.12 (130)	4.0 (1.8)
25,000 (10000)	1.25 (32)	2.01 (51)	3.27 (83)	3.43 (87)	5.20 (132)	6.46 (164)	7.01 (178)	11 (5.0)

### EDxtreme Oversize Upper Shackle - not available in 25,000 lb and 50,000 lb.

Unit Capacity lb (kg)	I in (mm)	J in (mm)	K in (mm)	L in (mm)	M in (mm)	N in (mm)	Weight lb (kg)
2,500 (1000)	0.94 (24)	4.88 (124)	2.76 (70)	4.49 (114)	6.98 (177)	8.64 (219)	6.4 (2.9)
5,000 (2000)	0.94 (24)	4.88 (124)	2.76 (70)	4.49 (114)	6.98 (177)	8.64 (219)	6.4 (2.9)
10,000 (5000)	0.94 (24)	4.88 (124)	2.76 (70)	4.49 (114)	6.73 (171)	8.39 (213)	6.4 (2.9)

### EDjunior Oversize Upper Shackle - not available in 2,500 lb.

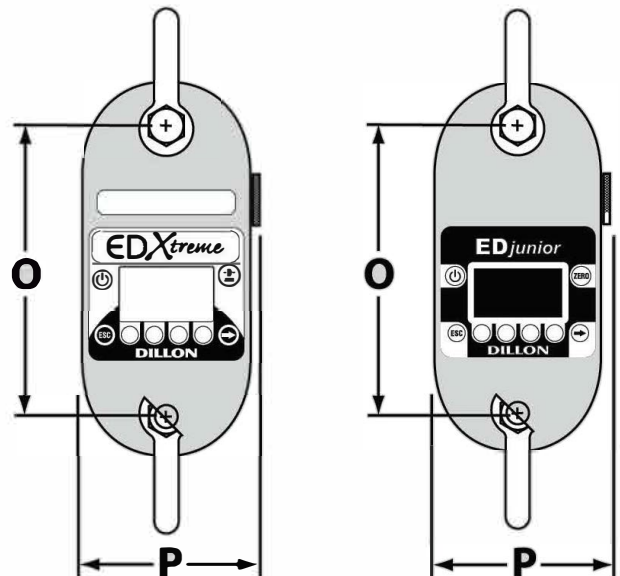
Unit Capacity lb (kg)	I in (mm)	J in (mm)	K in (mm)	L in (mm)	M in (mm)	N in (mm)	Weight lb (kg)
5,000 (2000)	0.94 (24)	4.88 (124)	2.76 (70)	4.49 (114)	6.98 (177)	8.64 (219)	6.4 (2.9)
10,000 (5000)	0.94 (24)	4.88 (124)	2.76 (70)	4.49 (114)	6.73 (171)	8.39 (213)	6.4 (2.9)

### EDxtreme Instrument Body

Unit Capacity lb (kg)	O in (mm)	P in (mm)	Weight lb (kg)
2,500 (1000)	7.79 (198)	5.01 (128)	4.3 (2.0)
5,000 (2000)	7.79 (198)	5.01 (128)	4.4 (2.0)
10,000 (5000)	8.10 (206)	5.34 (136)	5.6 (2.5)
25,000 (10000)	8.04 (204)	5.26 (134)	16 (7.3)
50,000 (20000)	9.18 (233)	5.98 (152)	25 (11)

### EDjunior Instrument Body

Unit Capacity lb (kg)	O in (mm)	P in (mm)	Weight lb (kg)
2,500 (1000)	6.89 (175)	4.98 (127)	2.9 (1.3)
5,000 (2000)	7.85 (199)	4.98 (127)	4.5 (2.0)
10,000 (5000)	8.17 (207)	5.34 (136)	6.4 (2.9)
25,000 (10000)	8.04 (204)	5.26 (134)	16 (7.3)

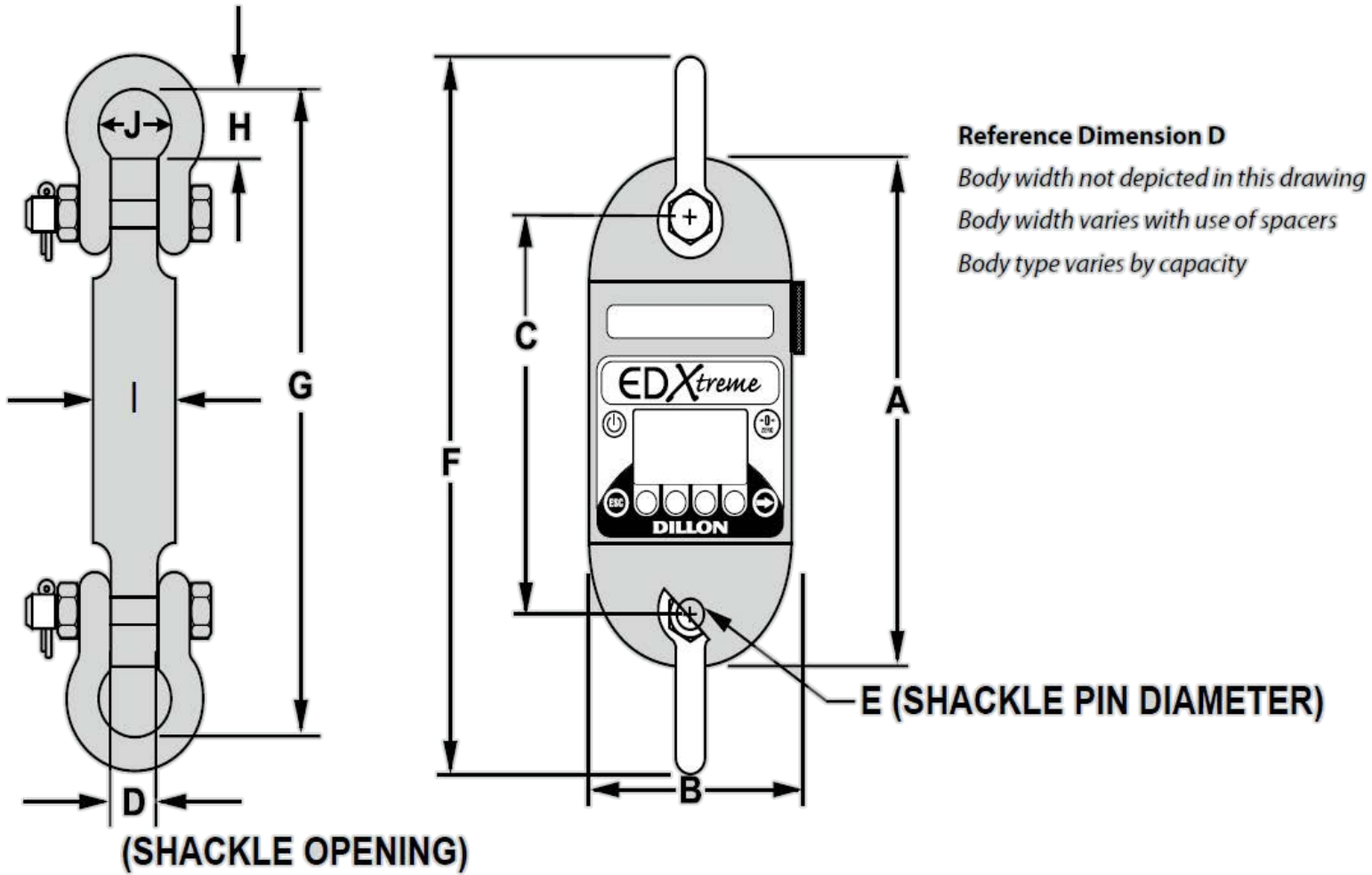


**Dimensions inches (mm)**

Model	A	B	C	D	E	F	G	H	J	Shackle
EDX-1T	10.6 (269)	5.0 (127)	7.8 (198)	1.06 (26)	0.75 (19)	15.3 (389)	13.4 (340)	1.36 (34)	1.69 (43)	Dillon
EDX-2T	10.6 (269)	5.0 (127)	7.8 (198)	1.06 (26)	0.75 (19)	15.3 (389)	13.4 (340)	1.36 (34)	1.69 (43)	Dillon
EDX-5T	11.4 (289)	5.3 (135)	8.1 (206)	1.46 (37)	1.00 (25)	17.5 (400)	15.7 (400)	2.17 (56)	2.28 (58)	Green Pin*
EDX-10T	11.5 (291)	5.3 (133)	7.9 (201)	2.01 (51)	1.38 (35)	21.0 (534)	18.5 (470)	3.50 (89)	3.25 (83)	Green Pin*
EDX-25T	13.7 (348)	6.0 (152)	9.0 (229)	2.91 (74)	1.97 (50)	28.7 (730)	25.2 (640)	5.70 (146)	4.96 (126)	Green Pin*
EDX-50T	15.8 (400)	6.8 (172)	10.3 (262)	4.13 (105)	2.75 (70)	38.8 (986)	33.7 (856)	8.98 (228)	7.09 (180)	Green Pin*
EDX-75T	16.5 (419)	7.8 (197)	10.3 (262)	4.13 (105)	2.75 (70)	39.3 (998)	33.7 (856)	8.58 (218)	7.09 (180)	Green Pin*
EDX-100T	18.0 (457)	7.8 (197)	11.0 (280)	5.00 (127)	3.25 (83)	46.9 (1911)	40.4 (1025)	11.14 (283)	7.48 (190)	Green Pin*
EDX-150T	21.0 (533)	8.8 (222)	12.6 (321)	5.25 (133)	3.75 (95)	53.9 (1368)	45.6 (1159)	12.3 (313)	9.0 (229)	Crosby
EDX-250T	27.0 (686)	9.8 (248)	17.5 (445)	8.5 (216)	5.00 (127)	75.8 (1925)	62.8 (1595)	17.9 (454)	13.0 (330)	Crosby

\*Dimensions shown using Green Pin shackles. Crosby shackles available. Consult factory for dimensions.

Dimensions shown are nominal and subject to tolerances.

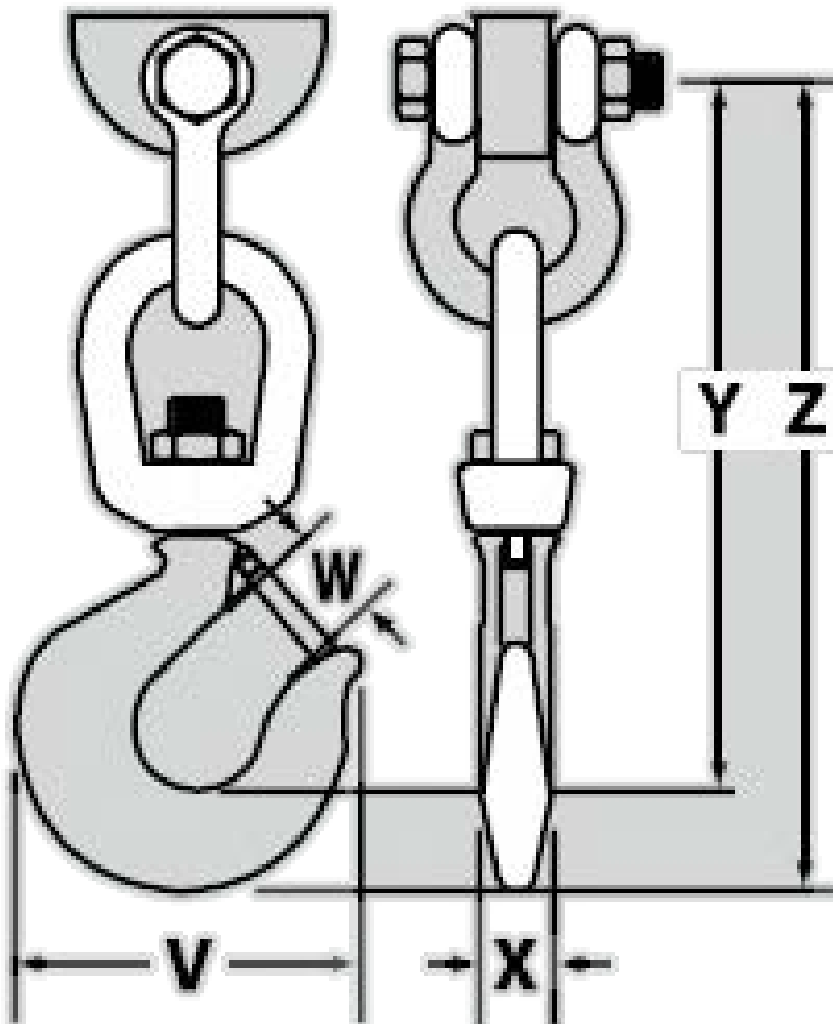


**EDXtreme Basic Swivel Hook** - not available in 50,000 lb.

Unit Capacity lb (kg)	V in (mm)	W in (mm)	X in (mm)	Y in (mm)	Z in (mm)	Weight lb (kg)
EDX-1T 2,500 (1000)	4.8 (123)	1.14 (29)	1.36 (34)	10.3 (261)	11.8 (298)	7.1 (3.2)
EDX-2T 5,000 (2000)	4.8 (123)	1.14 (29)	1.36 (34)	10.3 (261)	11.8 (298)	7.1 (3.2)
EDX-5T 10,000 (5000)*	6.3 (160)	1.39 (36)	1.61 (40)	13.5 (343)	15.3 (389)	14 (6.0)
EDX-10T 25,000 (10000)*	8.3 (212)	1.95 (50)	2.27 (57)	17.2 (438)	19.8 (504)	34 (15)

**EDjr Junior Basic Swivel Hook**

Unit Capacity lb (kg)	V in (mm)	W in (mm)	X in (mm)	Y in (mm)	Z in (mm)	Weight lb (kg)
EDjr-1T 2,500 (1000)*	3.2 (81)	0.72 (19)	0.95 (24)	7.4 (186)	8.2 (208)	1.7 (0.8)
EDjr-2T 5,000 (2000)*	4.8 (123)	1.14 (29)	1.36 (34)	10.3 (261)	11.7 (298)	6.6 (3.0)
EDjr-5T 10,000 (5000)*	6.3 (160)	1.39 (36)	1.61 (40)	13.5 (343)	15.3 (389)	14 (6.0)
EDjr-10T 25,000 (10000)*	8.3 (212)	1.95 (50)	2.27 (57)	17.4 (442)	20.0 (508)	35 (16)



Basic Swivel Hook