

CONCRETE DETERMINATOR




The Tramex Concrete Moisture Probe, The Determinator, extends the capabilities of the Tramex Concrete Moisture Encounter range, providing in-situ Moisture Content readings in a Tramex Unified Moisture Content Test Method of quantitative Moisture Content measurements in both the top $\frac{3}{4}$ inch (19 mm) layer and within the body of concrete floors and slabs down to an extendable depth of up to 4" (100mm). The Concrete Moisture Probe can be used with the CME5, CMEX5 and older Concrete Moisture Encounters CME4 and CMEX2. The Determinator is supplied in a Tramex hard case with allocated space for your Tramex Concrete Moisture meter.

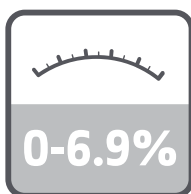


Product Order Code: CDK

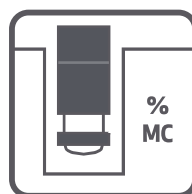
FEATURES



CONCRETE %MC
READING RANGE



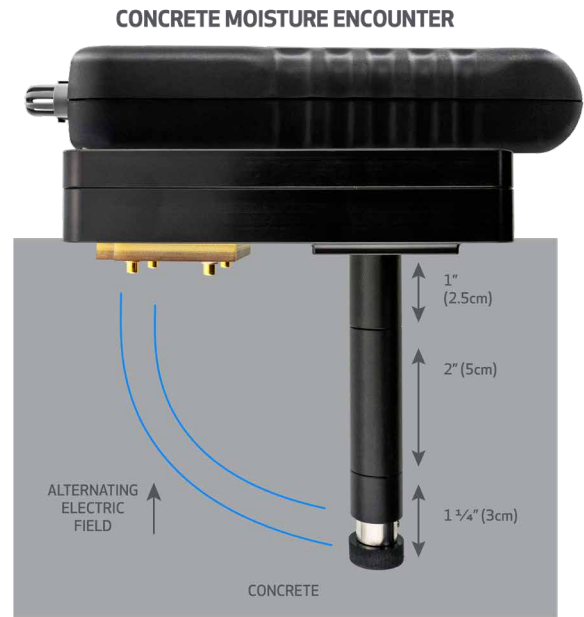
CONCRETE %MC
READING RANGE



IN SITU
%MC

HOW IT WORKS

The Concrete Moisture Probe when used with Tramex CME instruments operates on the principle that the electrical impedance of a material varies with its moisture content. The CME instrument is pressed onto the CMP cradle which is pressed onto the material surface with the pins fully compressed and the probe inserted into the pre-drilled 3/4" (19mm) hole to measure/ detect the moisture content. The electrical impedance is measured by creating a low frequency alternating electric field between the electrodes and the probe, to a depth of up to 4". This field penetrates the material under test. The very small alternating current flowing through the field is inversely proportional to the impedance of the material. The instrument detects this current, determines its amplitude and thus derives the moisture value.



CONCRETE MOISTURE ENCOUNTER PROBE - THE DETERMINATOR - SPECIFICATIONS

Depth of Penetration:

- 1 1/4" probe depth for concrete between 2" to 4"
- 2 1/4" probe depth for concrete between 4" to 6"
- 3 1/4" probe depth for concrete between 6" to 9"
- 4 1/4" probe depth for concrete between 9" to 11"

OPERATING PROCEDURE

The Determinator cradle should be flat on the slab surface and the Tramex Concrete Moisture Encounter placed and firmly pressed onto the cradle. The probe reads from the bottom, within the body of the slab, up to the surface.

Free App Available for Mobile and Tablet:



SPECIFICATIONS

Size:	17.1" x 14.2" x 5.5" (43.5cm x 36cm x 14cm)
Weight:	5.7 lbs (2.6kg)
Construction:	ABS Body
Depth of penetration:	approx. 4" (100 mm)

MEASURING RANGE

Moisture Content for Concrete (with CME5, CME4)	0 → 6%
Moisture Content for Concrete (with CMEX5, CMEX2)	0 → 6.9%