

TI-25S

Ultrasonic Thickness Gauge

- Measures from 0.040 to 6.000 inches (1.00 to 150.0 millimeters) switch to select English or metric units.
- Multi-function 4.5 digit liquid crystal display with 0.500 inch numerals, backlit for use in poor light conditions.
- Measurements displayed in inches, inches/microsecond, millimeters, and meters/second.
- Four readings per second for single point measurements.
- 8 pre-set velocities and 2 custom velocities.
- Ability to change between velocities without the use of computer software.
- Protected by 5-Year Warranty.

The TI-25S is ideal for the person that tests a few different materials regularly. The TI-25S contains 8 velocities of the most common materials (refer to complete list of Materials on side two) and two velocities that the user can set using a simple software program.

The tool's backlit display is easy to read, even in dim light, and the unit operates for up to 200 hours on a single set of batteries.



TI-25S

Specifications

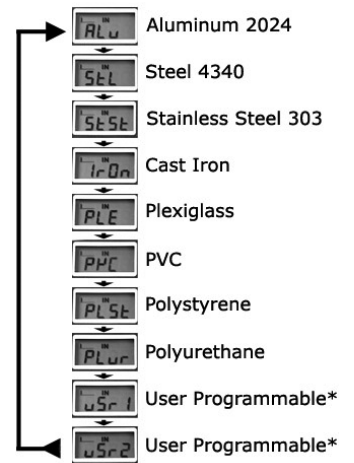
Measuring Range	0.040 to 6.000 inches 1.00 to 150.0mm <i>depends on material and probe used</i>
Range in Steel	0.040-6.00" (1.00-150.0 mm)
Resolution	0.001" (0.01 mm)
Velocity Range	0.0492 to .3937 in/ μ s 1250 to 10,000 meters/sec
Dimensions	2.5" W x 4.75" H x 1.25" D (62.5 x 120.6 x 31.7mm)
Display	4½ - Digit, 0.5" Backlit LCD
Probe	1/4", 7.5 MHz, actual wearface is 3/8" (10 mm). Part No. T-102-3300
Cable	4 ft. (1.2 m) waterproof cable with non-polarized, quick-disconnect connectors. Optional lengths up to 50 ft. (15 m).
Temp. Limits	Ambient: -20 to 120° F (-30 to 50° C) Material: -0 to 200° F (-20 to 100° C) Special high-temperature probes are optionally available.
Battery Type	Two 1.5V alkaline or 1.2V NiCad AA cells.
Battery Life	Typically operates for 200 hours on alkaline and 130 hours on NiCad.
Weight	10 oz. (283 g)
Warranty	Gauge: 5 Years Probes: 90 Days

Velocity Settings

The TI-25S has 8 preset velocities and 2 custom velocities allowing the user to customize it for specific applications, or to tune the calibration to be optimized for a specific type of material.





Each time the "MATL Key" is pressed the velocity will toggle from one to the next in a circular pattern. The list of preset velocities are as follows:

1. Aluminum 2024 (0.251 in/ μ s)
2. Stainless Steel 303 (0.223 in/ μ s)
3. Steel4340 (0.233 in/ μ s)
4. Cast Iron (0.179 in/ μ s)
5. Plexiglass (0.106 in/ μ s)
6. PVC (0.094 in/ μ s)
7. Polystyrene (0.092 in/ μ s)
8. Polyurethane (0.070 in/ μ s)
9. Custom 1
10. Custom 2



Note: If the Custom 1 & 2 are needed, they are set using the PC software (free) & downloaded to gauge using the data cable (optional, p/n N-306-0010)

Measuring Limits

	Minimum radius for convex surfaces	0.350" (8.9mm)
	Minimum radius for concave surfaces	3" (76.2mm)
	Minimum headroom	1" (25.0mm)
	Minimum sample diameter	0.150" (3.8mm)

Complete Kit

The TI-25S is supplied as a complete kit with the gauge, probe, 4 oz. bottle of coupling fluid, 2 AA batteries, PC-based software, NIST-Traceable Calibration Certificate, and operating manual—all in a foam-fitted carrying case.

Note: Data cable must be ordered separately to program User #1 and #2 custom velocities.

